

# CP1270M 12V7Ah

The rechargeable batteries are lead-lead dioxide systems. The dilute sulfuric acid electrolyte is absorbed by separators and plates and thus immobilized. Should the battery be accidentally overcharged producing hydrogen and oxygen, special one-way valves allow the gases to escape thus avoiding excessive pressure build-up. Otherwise, the battery is completely sealed and is, therefore, maintenance-free, leak proof and usable in any position.

## Construction

| Component    | Positive plate | Negative plate | Container | Cover | Safety valve | Terminal | Separator  | Electrolyte   |
|--------------|----------------|----------------|-----------|-------|--------------|----------|------------|---------------|
| Raw material | Lead dioxide   | Lead           | ABS       | ABS   | Rubber       | Copper   | Fiberglass | Sulfuric acid |

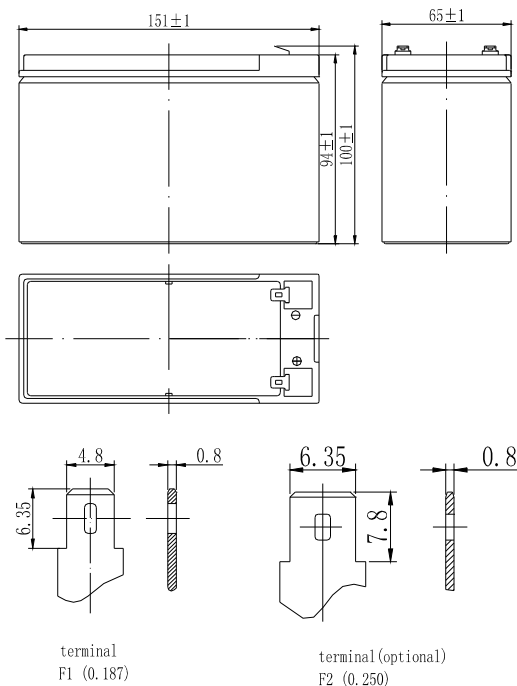
## General Features

- Absorbent Glass Mat (AGM) technology for efficient gas recombination of up to 99% and freedom from electrolyte maintenance or water adding.
- Not restricted for air transport-complies with IATA/ICAO Special Provision A67.
- UL-recognized component.
- Can be mounted in any orientation.
- Computer designed lead, calcium tin alloy grid for high power density.
- Long service life, float or cyclic applications.
- Maintenance-free operation.
- Low self discharge.
- Case and cover available in both standard and flame retardant ABS.

## Technology Parameter

|                               |   |                     |                    |                   |
|-------------------------------|---|---------------------|--------------------|-------------------|
| Battery model                 | CP1270M   |                     |                    |                   |
| nominal voltage               | 12V   |                     |                    |                   |
| Number of cell                | 6   |                     |                    |                   |
| Capacity (25°C)               | 20hR (0.35A, 10.5V)                                 | 10hR (0.65A, 10.5V) | 5hR (1.06A, 10.5V) | 1hR (4.15A, 9.6V) |
|                               | 7.0Ah   | 6.5Ah               | 5.30Ah             | 4.15Ah            |
| Dimensions                    | Length  | Width               | Height             | Total Height      |
|                               | 151±1mm   | 65±1mm              | 93.5±1mm           | 101±1mm           |
| Approx. weight                | 2.20Kg (4.85 lbs)                                   |                     |                    |                   |
| Internal resistance           | Full charged at 25°C ≤ 25mOhms                      |                     |                    |                   |
| Self discharge                | 3% of capacity declined per month at 20°C (average) |                     |                    |                   |
| Operating temperature range   | Discharge   | Charge              | Storage            |                   |
|                               | -20~60°C  | -10~60°C            | -20~60°C           |                   |
| Max. discharge current (25°C) | 105A (5s)   |                     |                    |                   |
| Short circuit current         | 380A  |                     |                    |                   |

## Dimensions and Weight



## Discharge ratings-amperes at 25°C(77°F)

| End Point Volts/Cell | 5min | 10min | 15min | 30min | 1h   | 3h   | 5h   | 10h  | 20h  |
|----------------------|------|-------|-------|-------|------|------|------|------|------|
| 1.60V                | 28.3 | 18.1  | 13.9  | 8.18  | 4.15 | 1.80 | 1.12 | 0.68 | 0.36 |
| 1.65V                | 26.8 | 17.3  | 13.4  | 7.86  | 4.05 | 1.75 | 1.10 | 0.67 | 0.36 |
| 1.70V                | 25.3 | 16.4  | 12.9  | 7.51  | 3.93 | 1.69 | 1.08 | 0.66 | 0.35 |
| 1.75V                | 23.8 | 15.5  | 12.3  | 7.15  | 3.79 | 1.63 | 1.06 | 0.65 | 0.35 |
| 1.80V                | 22.2 | 14.6  | 11.7  | 6.75  | 3.64 | 1.56 | 1.04 | 0.64 | 0.34 |

## Discharge ratings-watts per cell at 25°C(77°F)

| End Point Volts/Cell | 5min | 10min | 15min | 30min | 45min | 1h   | 2h   | 3h   | 5h   |
|----------------------|------|-------|-------|-------|-------|------|------|------|------|
| 1.60V                | 51.0 | 34.5  | 25.8  | 14.9  | 11.20 | 8.70 | 4.98 | 3.50 | 2.26 |
| 1.65V                | 48.6 | 32.8  | 25.0  | 14.4  | 10.80 | 8.37 | 4.87 | 3.41 | 2.23 |
| 1.70V                | 46.1 | 31.1  | 24.1  | 13.8  | 10.40 | 8.03 | 4.74 | 3.32 | 2.19 |
| 1.75V                | 43.5 | 29.4  | 23.1  | 13.2  | 9.98  | 7.78 | 4.59 | 3.22 | 2.14 |
| 1.80V                | 40.8 | 27.6  | 22.0  | 12.6  | 9.55  | 7.43 | 4.44 | 3.11 | 2.08 |

(Note)The above characteristics data are average values obtained within three charge/discharge cycles not the minimum values.

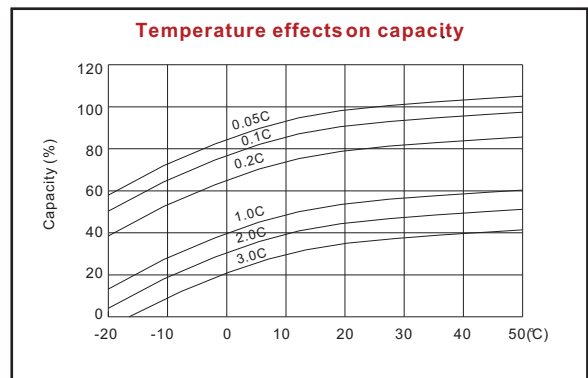
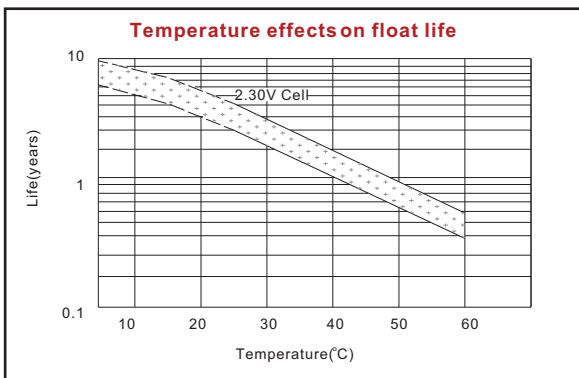
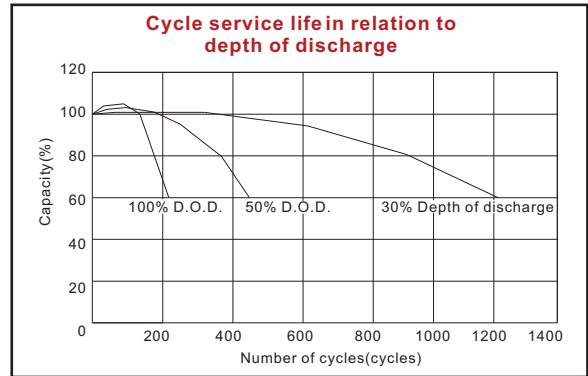
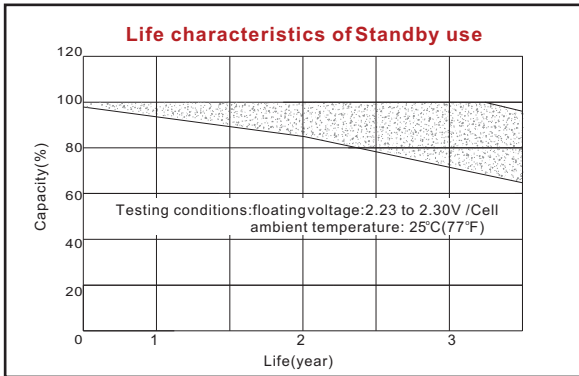
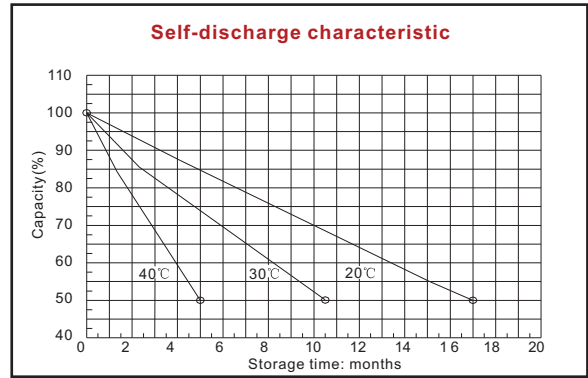
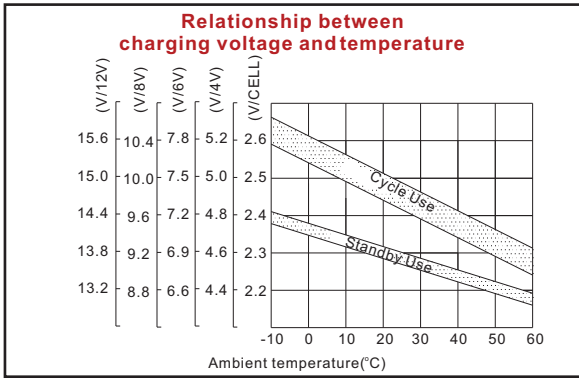
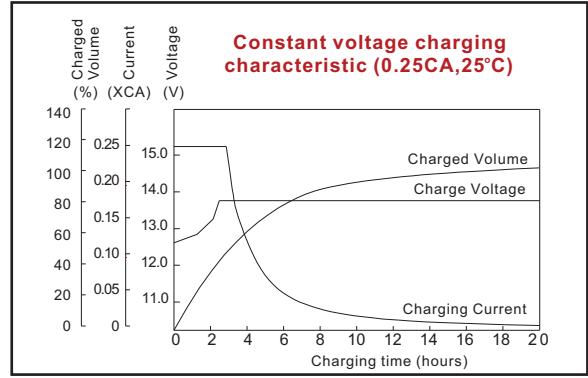
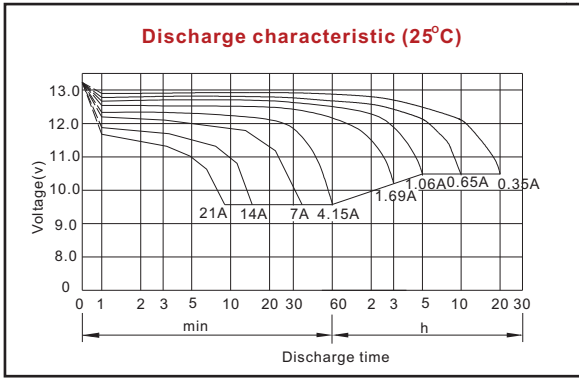
All data shall be changed without notice, Vision reserves the right to explain and update the information contained hereinto.



# VISION

# CP1270M<sub>12V7Ah</sub>

Vision Rechargeable Products



**Shenzhen Center Power Tech. Co., Ltd.**  
 Center Power Industrial Park, Tongfu Industrial District Dapeng Town,  
 518120 Shenzhen, China  
 Tel: +86-755-8431 8088 Fax: +86-755-8431 8038  
 Email: sales@vision-batt.com

